



A Century of Progress with Pride
CONSTRUCTION REQUIREMENTS

General

1. All contractors shall be insured, bonded, and licensed with the City of Berwyn.
2. All curb and gutter, sidewalk, driveway pavement, alley pavement, and street patches scheduled for removal shall be saw cut full depth on all edges prior to starting removal.
3. The contractor is required to notify residents, businesses, and the Police and Fire Departments of any road closure due to construction.
4. The City of Berwyn requires all water use to be metered. The contractor is required to arrange for a fire hydrant meter with the Public Works Department. A \$3,000.00 deposit is required.
5. The City of Berwyn requires a 48-hour notice prior to construction.
6. All replacement shall be of an equal or better condition than that which existed prior to construction.
7. All work shall be performed in accordance with the latest edition of the "Standard Specifications for Road & Bridge Construction" as published by I.D.O.T.
8. Concrete trucks and equipment may not be washed out/cleaned out in the public right-of-way. This includes streets, sewers, curbs, alleys, etc.

Concrete

1. All curbs and gutters damaged during construction shall be removed and replaced in accordance with I.D.O.T. standards (9" minimum gutter thickness required).
2. All public concrete sidewalks damaged during construction shall be removed and replaced in accordance with I.D.O.T. standards (5" minimum thickness for standard locations and 7" minimum thickness for sidewalks running through drives).
3. All public concrete sidewalks damaged during construction shall be removed and replaced from control joint to control joint, 5' X 5' minimum squares. All service and carriage sidewalks shall be removed and replaced from contraction joint to contraction joint. Partial square removal and replacement is not allowed.
4. Detectable warnings, where required, shall be "Armor – Tile Tactile Systems" cast-in-place tiles.
5. All concrete driveways damaged during construction shall be removed and replaced in accordance with I.D.O.T. standards (7" minimum thickness over 4" of compacted aggregate base).

6. All concrete driveways damaged during construction shall be removed and replaced from contraction joint to contraction joint. Partial slab removal and replacement is not allowed.
7. All alley pavement damaged during construction shall be removed and replaced in accordance with I.D.O.T. standards (8" minimum thickness with No. 6 epoxy-coated tie bars grouted in place on 30" centers to tie the new pavement to the existing curb and gutter or pavement).
8. All alley pavements damaged during construction shall be removed and replaced from contraction joint to contraction joint at a minimum width of one half of the alley. Partial slab removal and replacement is not allowed.
9. Expansion joints shall be placed where the sidewalk abuts existing sidewalks, between driveway pavement and sidewalk, and between sidewalk accessibility ramps and curbs where the ramp abuts a curb.

NOTE: All concrete referenced above shall be a six (6) bag mix or greater. Fiberglass may be used in place of wire mesh where applicable.

Hot-Mix Asphalt (HMA) Pavements

1. All HMA driveways damaged during utility installation shall be removed and replaced in accordance with I.D.O.T. standards (1½" HMA surface course over 1½" HMA leveling binder over 10" compacted aggregate base).
2. All HMA pavement on collector roadways damaged during utility installation shall be removed and replaced in accordance with the City's Standard (2" HMA surface course, Mix D, and 1" HMA leveling binder over 10" reinforced concrete base with No. 6 epoxy-coated tie bars grouted in place on 30" centers to tie the new pavement to the existing curb and gutter or pavement).
3. All HMA pavement on residential roadways damaged during utility installation shall be removed and replaced in accordance with the City's Standard (2 – 1½" lifts of HMA surface course, Mix D, over 8" reinforced concrete base with No. 6 epoxy-coated tie bars grouted in place on 30" centers to tie the new pavement to the existing curb and gutter or pavement).
4. All HMA alley pavement damaged during utility installation shall be removed and replaced in accordance with the City's Standard (2" HMA surface course, Mix D, over 6" reinforced concrete base with No. 6 epoxy-coated tie bars grouted in place on 30" centers to tie the new pavement to the existing curb and gutter or pavement).

Miscellaneous Items

1. The Engineering Department must be notified prior to any work in a Green Alley (permeable pavement that allows storm water to filter through the pavement and drain into the ground, instead of collecting on hard surfaces or draining into the sewer system). Permeable brick pavers within Green Alleys must be protected from all sediment and debris. Any contamination will require brick removal, cleaning, and reinstallation.
2. All brick pavers damaged during utility installation shall be removed and replaced in accordance with the City's standard (see page 3). All new standard paver installations must utilize a 4" concrete base under the pavers for stability. Replacement brick pavers shall be identical to existing pavers.
3. All grass parkways disturbed during utility installation shall be restored with 4" of pulverized topsoil with sod and watered regularly to promote growth.

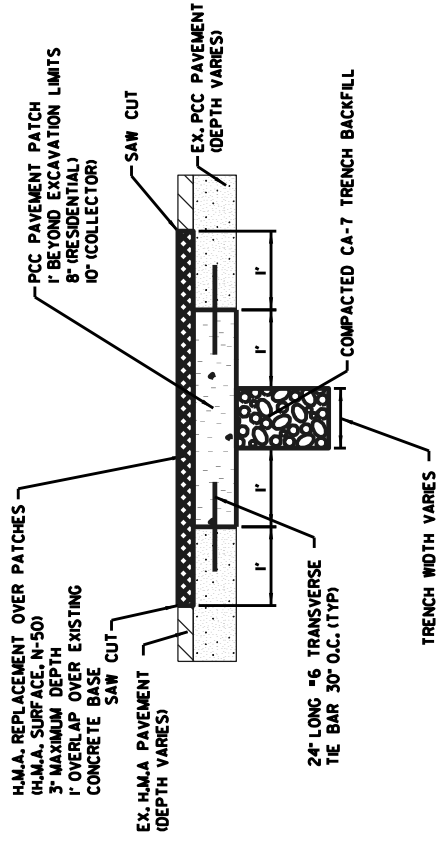
4. All pavement markings, curb painting, and reflective pavement markers need to be restored to their original condition. Pavement markings must be thermoplastic or an approved comparable material.
5. All excavations within the roadway shall be backfilled with CA-7, compacted in 18-inch lifts (flowable fill may be substituted for CA-7).
6. All roadway excavations must be restored in accordance with The City of Berwyn Engineering Standards.
7. The City of Berwyn requires abandoned sewer services to be terminated at the point of connection at the main and inspected by the City's Plumbing Inspector prior to backfill.
8. Projects located within a combined sewer area require a vapor barrier to be installed on the last storm sewer catch basin before entering the combined sewer system.
9. Any pavement, curb, or other hardscape that is undermined by excavation must be removed and then replaced after installation of new compacted base material.
10. Fire hydrants shall be Mueller Super Centurion 250 Fire Hydrant, model A-423 (5¼" Barrel) with Mueller Valves/Hardware and Auxiliary Valve 6" Gate Valve No. 2360-23-9020 Modified Wedge Resilient Seat, or approved equal.
11. All hydrants must be painted with two coats of Rust-Oleum Fire Hydrant Enamel (Fire Hydrant Red).
12. All commercial sewer repairs require an MWRD permit.
13. Water main sizes can be found on the City of Berwyn GIS website at the following link: <https://cityofberwyn.maps.arcgis.com/apps/webappviewer/index.html?id=1970f259adc84010a2fb9ae9988ca77e>

PAVEMENT SUMMARY

CONCRETE TYPE	REINFORCEMENT	CONC. DEPTH	STONE DEPTH
PRIVATE SIDEWALK	Optional	4"	2"
PUBLIC SIDEWALK (non-driveway)	None	5"	2"
PRIVATE DRIVEWAY	Wire Mesh	6"	4"
DRIVEWAY IN RIGHT-OF-WAY	Wire Mesh/Fiberglass	7"	4"
GARAGE FLOOR	Wire Mesh	4"	4"
PATIO	Wire Mesh	4"	4"
ALLEY PAVEMENT	Wire Mesh/Fiberglass	8"	4"
ASPHALT TYPE	THICKNESS	STONE	
RESIDENTIAL	2.5" Surface	6"	
COMMERCIAL	1.5" Binder / 1.5" Surface	10"	
ROADWAY-RESIDENTIAL	1.5" Binder / 1.5" Surface / 8" Concrete	4"	
ROADWAY-COLLECTOR	1" Binder / 2" Surface / 10" Concrete	4"	
ALLEY PAVEMENT	2" Surface / 8" Concrete	4"	
PAVER TYPE	STONE DEPTH	BEDDING TYPE	
STANDARD-PRIVATE	4" CA-6	1" Sand	
STANDARD-RIGHT OF WAY	4" CA-6 & 4" Concrete	1" Sand	
PERMEABLE	12" min CA-7	1" CA-16	

NOTE: The stone base must be compacted before a pre-pour inspection can be conducted.

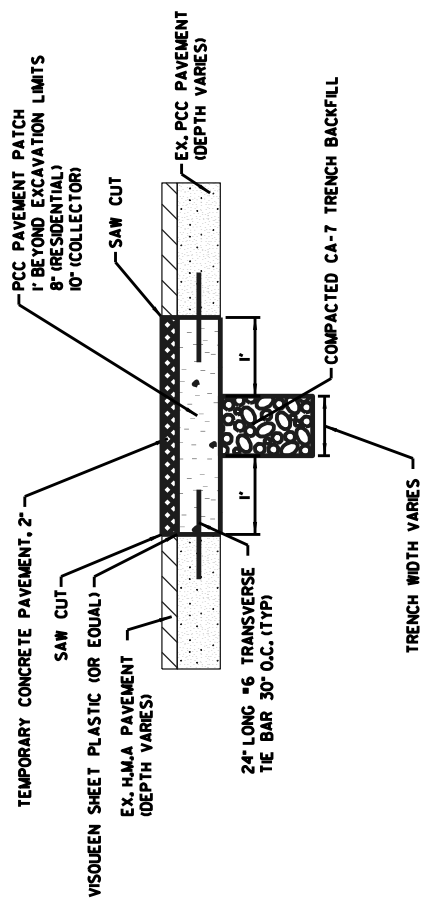
PERMANENT PATCH FOR EXISTING COMPOSITE PAVEMENT



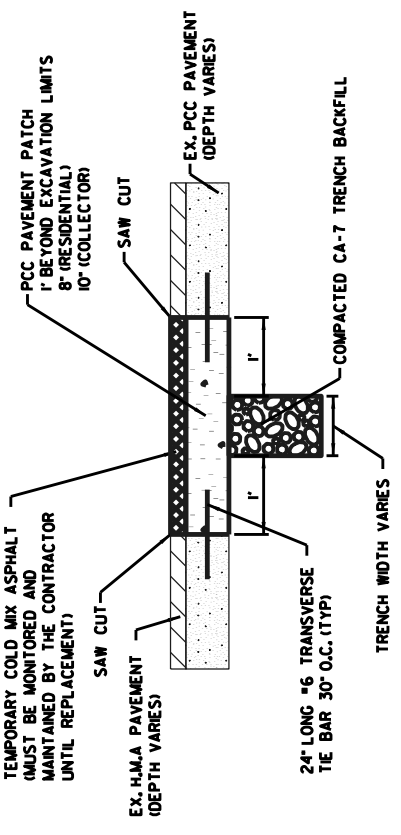
NOTES:

1. ALL MATERIALS PER IDOT'S STANDARD SPECIFICATIONS FOR BRIDGE AND ROAD CONSTRUCTION (LATEST EDITION AND SUPPLEMENTAL RECURRING SPECIAL PROVISIONS (LATEST EDITION)).
 2. REPLACE ALL PAVEMENT MARKINGS, STRIPING, SYMBOLS, AND PAVEMENT MARKERS IN KIND.
- ## WINTER PATCHING NOTES:
1. TEMPORARY PAVEMENT CONDITION MUST BE MONITORED THROUGH THE WINTER AND REPLACED WITH HMA WHEN AVAILABLE IN THE SPRING.
 2. IF HIGH TEMPERATURES ARE LESS THAN 20 DEGREES, NO CONCRETE SHALL BE PLACED.
 3. IF LOW TEMPERATURES ARE FORECAST TO BE BETWEEN 25 AND 32 DEGREES WITHIN 96 HOURS OF CONCRETE PLACEMENT, CONCRETE MUST BE COVERED WITH SHEET PLASTIC FOR 96 HOURS.
 4. IF LOW TEMPERATURES ARE FORECAST TO BE LESS THAN 25 DEGREES WITHIN 96 HOURS OF CONCRETE PLACEMENT, CONCRETE MUST BE COVERED WITH INSULATED BLANKETS FOR 96 HOURS.
 5. FAILURE TO FOLLOW TEMPERATURE REQUIREMENTS WILL RESULT IN REJECTION OF THE ENTIRE PATCH.

TEMPORARY WINTER PATCH FOR EXISTING COMPOSITE PAVEMENT (OPTION 1)



TEMPORARY WINTER PATCH FOR EXISTING COMPOSITE PAVEMENT (OPTION 2)



CITY OF BERWYN
 Pavement Patching Detail
 for Utility Contractors

DATE 10/01/2018	TOTAL SHEET SHEETS INCL.
--------------------	-----------------------------